

## 3GKW-DW/S EMC 0.6/1KV Dual Wall Screened Multicore

### Applications

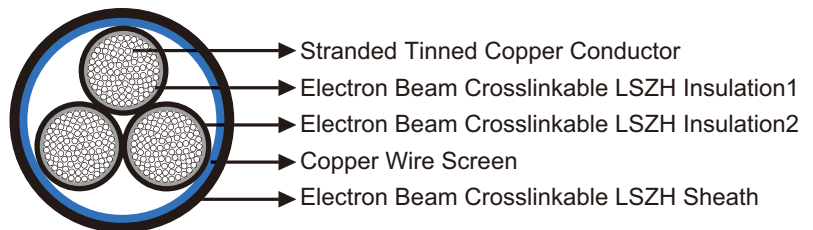
Multi core power and control cable designed for protected, fixed installation inside and outside railway vehicles for connecting fixed and moving parts in direct current and alternating voltage technology, especially converter technology.



### Standard

- BS 6853 -Ia
- DIN 5510-2 1-4
- NFF 16-101 F0

### Construction



- **Conductors:** Circular Class 5 stranded tinned copper to IEC60228/VDE 0295.
- **Insulation1:** Electron beam crosslinkable LSZH compound.
- **Insulation2:** Electron beam crosslinkable LSZH compound.
- **Screen:** Copper wire screen.
- **Sheath:** Electron beam crosslinkable LSZH compound.

### Electrical Characteristics at 20°C

Nominal Conductor Cross Section	mm <sup>2</sup>	0.25	0.5	0.75	1	1.5	2.5
Maximum Conductor Resistance	Ω/km	88.5	40.1	26.7	20.0	13.7	8.21
Voltage Rating	KV	0.6/1					

### Mechanical and Thermal Properties

Minimum Bending Radius: 4xOD (Static); 8xOD (Flexing)  
 Temperature Range: -60°C ~+120°C (Static); -40°C ~+90°C (Flexing)  
 Short Circuit Temperature: +280°C

### ↳ Dimensions and Weight

No. of cores & Nominal Conductor Cross Sectional Area No. × mm <sup>2</sup>	Number and Nominal Diameter of Strands No/mm		Nominal Insulation Thickness mm	Nominal Overall Diameter mm	Nominal Weight kg/km
2×2×0.25	19/0.13		0.2	5.7	48
3×2×0.25	19/0.13		0.2	6.1	57
4×2×0.25	19/0.13		0.2	7.0	72
7×2×0.25	19/0.13		0.2	7.8	92
25×0.25	19/0.13		0.2	8.9	139
2×0.5	19/0.18	16/0.20	0.2	4.3	34
3×0.5	19/0.18	16/0.20	0.2	4.5	40
4×0.5	19/0.18	16/0.20	0.2	4.8	47
5×0.5	19/0.18	16/0.20	0.2	5.4	58
6×0.5	19/0.18	16/0.20	0.2	5.9	70
7×0.5	19/0.18	16/0.20	0.2	6.3	80
8×0.5	19/0.18	16/0.20	0.2	6.8	86
9×0.5	19/0.18	16/0.20	0.2	7.2	95
10×0.5	19/0.18	16/0.20	0.2	7.2	101
12×0.5	19/0.18	16/0.20	0.2	7.4	110
15×0.5	19/0.18	16/0.20	0.2	8.5	135
16×0.5	19/0.18	16/0.20	0.2	8.5	142
18×0.5	19/0.18	16/0.20	0.2	8.9	162
20×0.5	19/0.18	16/0.20	0.2	9.3	183
22×0.5	19/0.18	16/0.20	0.2	9.9	195
25×0.5	19/0.18	16/0.20	0.2	10.3	213
27×0.5	19/0.18	16/0.20	0.2	10.5	231
30×0.5	19/0.18	16/0.20	0.2	11.3	265
36×0.5	19/0.18	16/0.20	0.2	12.1	301
42×0.5	19/0.18	16/0.20	0.2	12.9	359
48×0.5	19/0.18	16/0.20	0.2	13.6	410
50×0.5	19/0.18	16/0.20	0.2	14.2	430
2×2×0.5	19/0.18	16/0.20	0.2	6.4	69
3×2×0.5	19/0.18	16/0.20	0.2	6.7	80
4×2×0.5	19/0.18	16/0.20	0.2	7.4	95
5×2×0.5	19/0.18	16/0.20	0.2	9.2	136
6×2×0.5	19/0.18	16/0.20	0.2	9.2	148
8×2×0.5	19/0.18	16/0.20	0.2	9.7	155
10×2×0.5	19/0.18	16/0.20	0.2	10.9	200
12×2×0.5	19/0.18	16/0.20	0.2	12.1	239
15×2×0.5	19/0.18	16/0.20	0.2	13.0	300
16×2×0.5	19/0.18	16/0.20	0.2	13.0	320
20×2×0.5	19/0.18	16/0.20	0.2	14.4	360
2×3×0.5	19/0.18	16/0.20	0.2	7.3	90
2×0.75	19/0.22	24/0.20	0.2	4.8	40
3×0.75	19/0.22	24/0.20	0.2	5.0	50
4×0.75	19/0.22	24/0.20	0.2	5.5	62



No. of cores & Nominal Conductor Cross Sectional Area No. x mm <sup>2</sup>	Number and Nominal Diameter of Strands No/mm		Nominal Insulation Thickness mm	Nominal Overall Diameter mm	Nominal Weight kg/km
5×0.75	19/0.22	24/0.20	0.2	6.1	75
6×0.75	19/0.22	24/0.20	0.2	6.6	85
7×0.75	19/0.22	24/0.20	0.2	7.2	100
8×0.75	19/0.22	24/0.20	0.2	7.7	113
10×0.75	19/0.22	24/0.20	0.2	8.1	130
12×0.75	19/0.22	24/0.20	0.2	8.4	150
14×0.75	19/0.22	24/0.20	0.2	9.1	169
16×0.75	19/0.22	24/0.20	0.2	9.7	206
18×0.75	19/0.22	24/0.20	0.2	10.1	230
20×0.75	19/0.22	24/0.20	0.2	11.1	256
24×0.75	19/0.22	24/0.20	0.2	12.0	294
25×0.75	19/0.22	24/0.20	0.2	12.3	300
2×2×0.75	19/0.22	24/0.20	0.2	7.1	85
3×2×0.75	19/0.22	24/0.20	0.2	7.6	109
4×2×0.75	19/0.22	24/0.20	0.2	9.9	143
5×2×0.75	19/0.22	24/0.20	0.2	10.7	182
6×2×0.75	19/0.22	24/0.20	0.2	11.9	226
7×2×0.75	19/0.22	24/0.20	0.2	13.2	279
8×2×0.75	19/0.22	24/0.20	0.2	13.4	291
10×2×0.75	19/0.22	24/0.20	0.2	14.8	333
3×3×0.75	19/0.22	24/0.20	0.2	8.9	151
5×4×0.75	19/0.22	24/0.20	0.2	12.8	288
2×1.0	19/0.25	32/0.20	0.2	5.0	50
3×1.0	19/0.25	32/0.20	0.2	5.5	60
4×1.0	19/0.25	32/0.20	0.2	5.8	72
5×1.0	19/0.25	32/0.20	0.2	6.6	88
6×1.0	19/0.25	32/0.20	0.2	7.3	114
7×1.0	19/0.25	32/0.20	0.2	7.9	133
8×1.0	19/0.25	32/0.20	0.2	8.5	150
9×1.0	19/0.25	32/0.20	0.2	8.9	160
10×1.0	19/0.25	32/0.20	0.2	8.9	168
12×1.0	19/0.25	32/0.20	0.2	9.2	188
16×1.0	19/0.25	32/0.20	0.2	10.5	250
18×1.0	19/0.25	32/0.20	0.2	11.2	275
25×1.0	19/0.25	32/0.20	0.2	12.7	355
27×1.0	19/0.25	32/0.20	0.2	13.3	395
30×1.0	19/0.25	32/0.20	0.2	13.8	450
36×1.0	19/0.25	32/0.20	0.2	15.1	530
42×1.0	19/0.25	32/0.20	0.2	16.3	604
50×1.0	19/0.25	32/0.20	0.2	17.8	690
2×2×1.0	19/0.25	32/0.20	0.2	7.8	107
4×2×1.0	19/0.25	32/0.20	0.2	9.4	128
6×2×1.0	19/0.25	32/0.20	0.2	11.6	239
12×2×1.0	19/0.25	32/0.20	0.2	14.3	400

# Caledonian Railway Cables TRACTION CABLES

kitty@caledonian-cables.com

sales@railway-cables.com

No. of cores & Nominal Conductor Cross Sectional Area No. × mm <sup>2</sup>	Number and Nominal Diameter of Strands No/mm		Nominal Insulation Thickness mm	Nominal Overall Diameter mm	Nominal Weight kg/km
4×3×1.0	19/0.25	32/0.20	0.2	11.5	230
3×4×1.0	19/0.25	32/0.20	0.2	11.3	245
4×4×1.0	19/0.25	32/0.20	0.2	12.5	265
2×1.5	37/0.22	30/0.25	0.3	5.8	70
3×1.5	37/0.22	30/0.25	0.3	6.1	81
4×1.5	37/0.22	30/0.25	0.3	6.7	100
5×1.5	37/0.22	30/0.25	0.3	7.7	134
6×1.5	37/0.22	30/0.25	0.3	8.3	153
7×1.5	37/0.22	30/0.25	0.3	9.1	184
8×1.5	37/0.22	30/0.25	0.3	10.3	222
9×1.5	37/0.22	30/0.25	0.3	10.5	234
10×1.5	37/0.22	30/0.25	0.3	10.5	240
12×1.5	37/0.22	30/0.25	0.3	10.9	268
16×1.5	37/0.22	30/0.25	0.3	12.5	364
18×1.5	37/0.22	30/0.25	0.3	13.2	405
25×1.5	37/0.22	30/0.25	0.3	15.8	562
48×1.5	37/0.22	30/0.25	0.3	20.7	988
2×2×1.5	37/0.22	30/0.25	0.3	9.2	153
3×2×1.5	37/0.22	30/0.25	0.3	9.8	205
7×2×1.5	37/0.22	30/0.25	0.3	12.6	330
2×2.5	37/0.29	50/0.25	0.3	7.0	105
3×2.5	37/0.29	50/0.25	0.3	7.6	130
4×2.5	37/0.29	50/0.25	0.3	8.4	170
5×2.5	37/0.29	50/0.25	0.3	9.4	190
6×2.5	37/0.29	50/0.25	0.3	10.3	225
7×2.5	37/0.29	50/0.25	0.3	11.4	270
8×2.5	37/0.29	50/0.25	0.3	12.6	343
10×2.5	37/0.29	50/0.25	0.3	13.2	370
12×2.5	37/0.29	50/0.25	0.3	13.6	420
16×2.5	37/0.29	50/0.25	0.3	15.6	560
18×2.5	37/0.29	50/0.25	0.3	16.6	620
25×2.5	37/0.29	50/0.25	0.3	19.3	834
27×2.5	37/0.29	50/0.25	0.3	20.5	870
48×2.5	37/0.29	50/0.25	0.3	25.6	1560



Impact Resistant




Highly Flexible



Cold Resistant



Soldering Heat Resistant



Low Temperature Resistant



Corona Resistant



Fire Retardant



Flame Retardant



Low Corrosivity



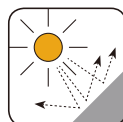
IRM 903 Fuel Oil Resistant



IRM 902 Mineral Oil Resistant




UV Resistant



Ozone Resistant



Acid and Alkali Resistant



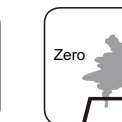
Abrasion Resistant



Low Smoke Emission



Low Toxicity



Zero Halogen