

3GKW-MW/S 0.6/1KV Medium Wall Multicore

Applications

Multi core power and control cable designed for protected, fixed installation inside and outside railway vehicles for connecting fixed and moving parts in direct current and alternating voltage technology, especially converter technology.

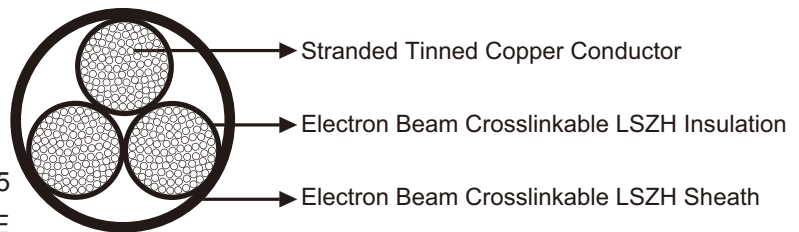


Standard

- BS 6853 -1a
- DIN 5510-2 1-4
- NFF 16-101 F0

Construction

• **Conductors:** Circular Class 5 stranded tinned copper to IEC60228/VDE 0295.



- **Insulation:** Electron beam crosslinkable LSZH compound.
- **Sheath:** Electron beam crosslinkable LSZH compound.

Electrical Characteristics at 20°C

Nominal Conductor Cross Section	mm ²	0.5	0.75	1	1.5	2.5	4.0	6.0	10	16	25	35
Maximum Conductor Resistance	Ω/km	40.1	26.7	20.0	13.7	8.21	5.09	3.39	1.95	1.24	0.795	0.565
Voltage Rating	KV	0.6/1										

Mechanical and Thermal Properties

Minimum Bending Radius: 4xOD (Static); 6xOD (Flexing)
 Temperature Range: -60°C ~+120°C (Static); -40°C ~+90°C (Flexing)
 Short Circuit Temperature: +280°C

↳ Dimensions and Weight

No. of cores& Nominal Conductor Cross Sectional Area No.×mm ²	Number and Nominal Diameter of Strands No/mm		Nominal Insulation Thickness mm	Nominal Overall Diameter mm	Nominal Weight kg/km
2×0.5	19/0.18	16/0.20	0.5	5.9	39
3×0.5	19/0.18	16/0.20	0.5	6.1	50
4×0.5	19/0.18	16/0.20	0.5	7.0	55
5×0.5	19/0.18	16/0.20	0.5	7.3	74
6×0.5	19/0.18	16/0.20	0.5	7.5	85
7×0.5	19/0.18	16/0.20	0.5	9.1	99
8×0.5	19/0.18	16/0.20	0.5	9.3	111
9×0.5	19/0.18	16/0.20	0.5	9.5	114
10×0.5	19/0.18	16/0.20	0.5	9.5	122
12×0.5	19/0.18	16/0.20	0.5	10.0	145
14×0.5	19/0.18	16/0.20	0.5	10.5	163
16×0.5	19/0.18	16/0.20	0.5	11.2	185
18×0.5	19/0.18	16/0.20	0.5	12.7	205
20×0.5	19/0.18	16/0.20	0.5	13.0	233
24×0.5	19/0.18	16/0.20	0.5	13.9	264
27×0.5	19/0.18	16/0.20	0.5	14.5	295
36×0.5	19/0.18	16/0.20	0.5	16.3	386
48×0.5	19/0.18	16/0.20	0.5	19.0	516
2×0.75	19/0.21	24/0.20	0.5	6.0	49
3×0.75	19/0.21	24/0.20	0.5	6.8	63
4×0.75	19/0.21	24/0.20	0.5	6.9	77
5×0.75	19/0.21	24/0.20	0.5	8.4	96
6×0.75	19/0.21	24/0.20	0.5	8.7	107
7×0.75	19/0.21	24/0.20	0.5	9.1	131
8×0.75	19/0.21	24/0.20	0.5	10.9	147
9×0.75	19/0.21	24/0.20	0.5	11.3	152
10×0.75	19/0.21	24/0.20	0.5	11.6	162
12×0.75	19/0.21	24/0.20	0.5	11.9	175
14×0.75	19/0.21	24/0.20	0.5	12.1	213
16×0.75	19/0.21	24/0.20	0.5	12.4	241
20×0.75	19/0.21	24/0.20	0.5	15.2	325
24×0.75	19/0.21	24/0.20	0.5	15.6	349
27×0.75	19/0.21	24/0.20	0.5	16.1	385
36×0.75	19/0.21	24/0.20	0.5	18.1	505
48×0.75	19/0.21	24/0.20	0.5	21.2	678
2×1.0	32/0.20		0.55	6.4	59
3×1.0	32/0.20		0.55	6.8	78
4×1.0	32/0.20		0.55	7.4	93
5×1.0	32/0.20		0.55	8.3	115
6×1.0	32/0.20		0.55	10.0	130
7×1.0	32/0.20		0.55	10.3	158
8×1.0	32/0.20		0.55	10.7	181
9×1.0	32/0.20		0.55	12.5	200
10×1.0	32/0.20		0.55	12.7	210
12×1.0	32/0.20		0.55	12.9	234



No. of cores& Nominal Conductor Cross Sectional Area No.×mm ²	Number and Nominal Diameter of Strands No./mm	Nominal Insulation Thickness mm	Nominal Overall Diameter mm	Nominal Weight kg/km
14×1.0	32/0.20	0.55	13.2	265
16×1.0	32/0.20	0.55	13.5	300
20×1.0	32/0.20	0.55	14.7	377
24×1.0	32/0.20	0.55	16.9	433
25×1.0	32/0.20	0.55	18.7	519
27×1.0	32/0.20	0.55	19.0	600
36×1.0	32/0.20	0.55	19.9	644
48×1.0	32/0.20	0.55	22.9	837
2×1.5	30/0.25	0.55	7.5	75
3×1.5	30/0.25	0.55	8.0	96
4×1.5	30/0.25	0.55	8.3	120
5×1.5	30/0.25	0.55	10.2	146
6×1.5	30/0.25	0.55	11.6	173
7×1.5	30/0.25	0.55	12.1	185
8×1.5	30/0.25	0.55	12.5	207
9×1.5	30/0.25	0.55	12.9	210
10×1.5	30/0.25	0.55	13.3	236
12×1.5	30/0.25	0.55	14.2	305
14×1.5	30/0.25	0.55	14.6	346
16×1.5	30/0.25	0.55	15.0	393
20×1.5	30/0.25	0.55	16.5	500
24×1.5	30/0.25	0.55	19.1	582
27×1.5	30/0.25	0.55	19.7	644
36×1.5	30/0.25	0.55	23.0	905
48×1.5	30/0.25	0.55	25.7	1120
2×2.5	50/0.25	0.6	8.5	115
3×2.5	50/0.25	0.6	8.9	149
4×2.5	50/0.25	0.6	9.9	183
5×2.5	50/0.25	0.6	11.1	228
6×2.5	50/0.25	0.6	12.1	265
7×2.5	50/0.25	0.6	13.0	309
8×2.5	50/0.25	0.6	14.3	360
9×2.5	50/0.25	0.6	15.4	366
10×2.5	50/0.25	0.6	15.1	400
12×2.5	50/0.25	0.6	15.9	467
14×2.5	50/0.25	0.6	16.5	532
16×2.5	50/0.25	0.6	17.5	600
20×2.5	50/0.25	0.6	20.1	777
24×2.5	50/0.25	0.6	21.4	873
27×2.5	50/0.25	0.6	22.5	972
2×4	56/0.30	0.65	9.5	151
3×4	56/0.30	0.65	10.2	207
4×4	56/0.30	0.65	11.3	261
5×4	56/0.30	0.65	12.6	324
6×4	56/0.30	0.65	13.9	379
7×4	56/0.30	0.65	15.2	433
8×4	56/0.30	0.65	16.3	518
9×4	56/0.30	0.65	17.5	550

Caledonian Railway Cables TRACTION CABLES

kitty@caledonian-cables.com

sales@railway-cables.com

No. of cores & Nominal Conductor Cross Sectional Area No.×mm ²	Number and Nominal Diameter of Strands No/mm		Nominal Insulation Thickness mm	Nominal Overall Diameter mm	Nominal Weight kg/km
10×4	56/0.30		0.65	17.7	581
12×4	56/0.30		0.65	18.3	675
14×4	56/0.30		0.65	19.2	785
16×4	56/0.30		0.65	20.4	886
20×4	56/0.30		0.65	23.0	1129
24×4	56/0.30		0.65	24.7	1276
27×4	56/0.30		0.65	26.1	1435
2×6	84/0.30		0.7	10.7	205
3×6	84/0.30		0.7	11.4	279
4×6	84/0.30		0.7	12.6	353
5×6	84/0.30		0.7	14.0	436
6×6	84/0.30		0.7	15.7	501
7×6	84/0.30		0.7	17.2	597
2×10	80/0.40		0.8	12.8	313
3×10	80/0.40		0.8	13.7	433
4×10	80/0.40		0.8	15.4	514
5×10	80/0.40		0.8	17.0	641
6×10	80/0.40		0.8	19.1	794
7×10	80/0.40		0.8	20.7	919
2×16	119/0.40	126/0.40	0.9	16.5	482
3×16	119/0.40	126/0.40	0.9	17.6	590
4×16	119/0.40	126/0.40	0.9	19.8	787
5×16	119/0.40	126/0.40	0.9	22.1	992
6×16	119/0.40	126/0.40	0.9	24.3	1192
7×16	119/0.40	126/0.40	0.9	26.5	1409
2×25	182/0.40	196/0.40	1.0	19.9	716
3×25	182/0.40	196/0.40	1.0	21.4	899
4×25	182/0.40	196/0.40	1.0	23.8	1182
5×25	182/0.40	196/0.40	1.0	26.4	1482
6×25	182/0.40	196/0.40	1.0	29.9	1818
7×25	182/0.40	196/0.40	1.0	32.1	2128
2×35	266/0.40	276/0.40	1.1	22.3	775
3×35	266/0.40	276/0.40	1.1	24.0	938
4×35	266/0.40	276/0.40	1.1	26.7	1230
5×35	266/0.40	276/0.40	1.1	29.6	1543
6×35	266/0.40	276/0.40	1.1	33.3	1890
7×35	266/0.40	276/0.40	1.1	36.7	2263



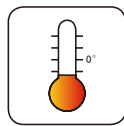
Impact Resistant



Highly Flexible



Cold Resistant



Soldering Heat Resistant



Low Temperature Resistant



Corona Resistant



Fire Retardant
NF C32-070-2.2(C1)
IEC 60332-3/EN50266



Flame Retardant
NF C32-070-2.1(C2)
IEC 60332-1/EN 50265-2-1



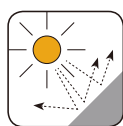
Low Corrosivity
EN 50267-2-2/NF C32-074
IEC 60754-2/NF C20-453



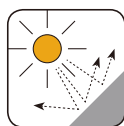
IRM 903 Fuel Oil Resistant



IRM 902 Mineral Oil Resistant



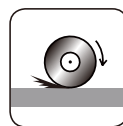
UV Resistant



Ozone Resistant



Acid and Alkali Resistant




Abrasion Resistant



Low Smoke Emission
IEC 61034/NFC20-902
EN 50268/NF C32-073



Low Toxicity



Zero Halogen
IEC 60754-1/NF C20-454
EN 50267-2-1